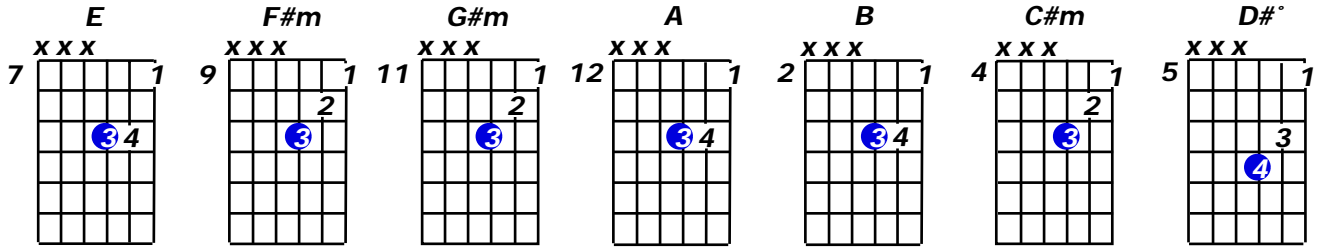


**E  
MAJOR**

**HARMONIZED SCALES  
TRIADS (Closed Voicing)**

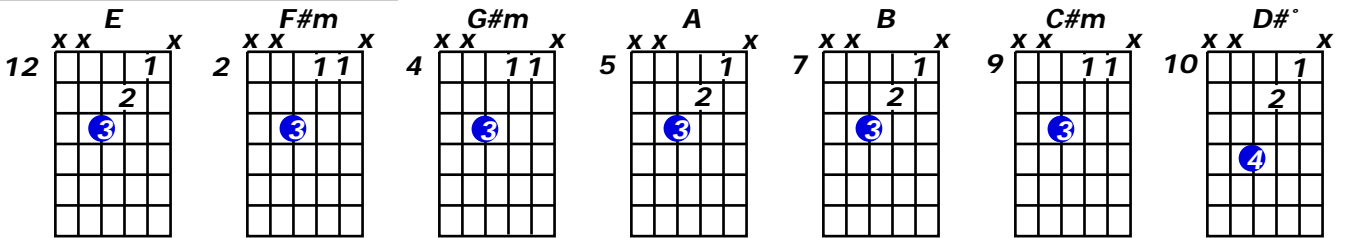
**INVERSION: Root/3rd/5th**

**STRINGS:** (3) (2) (1)



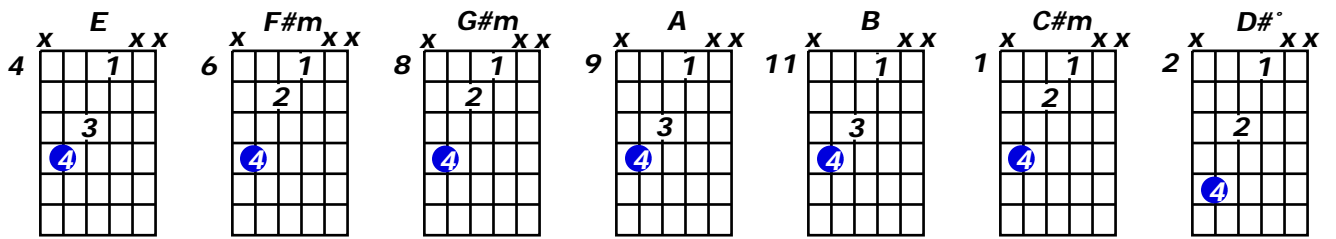
**INVERSION: Root/3rd/5th**

**STRINGS:** (4) (3) (2)



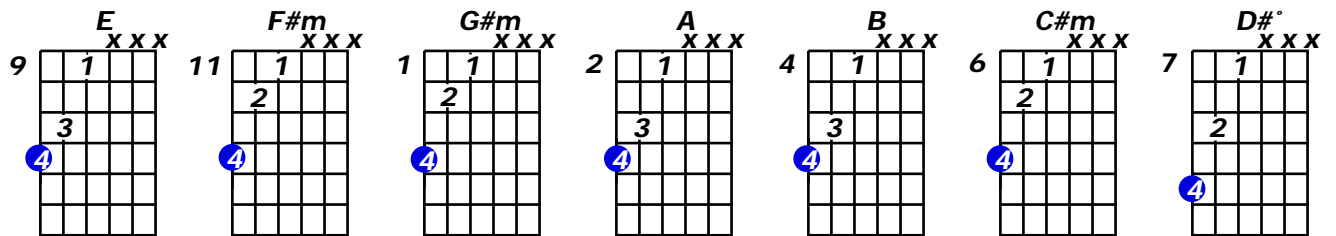
**INVERSION: Root/3rd/5th**

**STRINGS:** (5) (4) (3)



**INVERSION: Root/3rd/5th**

**STRINGS:** (6) (5) (4)



**INVERSION: 3rd/5th/Root**

**STRINGS:** (3) (2) (1)

<p><b>E</b> x x x</p> <p>12</p>	<p><b>F#m</b> x x x</p> <p>2</p>	<p><b>G#m</b> x x x</p> <p>4</p>	<p><b>A</b> x x x</p> <p>5</p>	<p><b>B</b> x x x</p> <p>7</p>	<p><b>C#m</b> x x x</p> <p>9</p>	<p><b>D#°</b> x x x</p> <p>10</p>
-------------------------------------	--------------------------------------	--------------------------------------	------------------------------------	------------------------------------	--------------------------------------	---------------------------------------

**INVERSION: 3rd/5th/Root**

**STRINGS:** (4) (3) (2)

<p><b>E</b> x x x x</p> <p>4</p>	<p><b>F#m</b> x x x x</p> <p>6</p>	<p><b>G#m</b> x x x x</p> <p>8</p>	<p><b>A</b> x x x x</p> <p>9</p>	<p><b>B</b> x x x x</p> <p>11</p>	<p><b>C#m</b> x x x x</p> <p>13</p>	<p><b>D#°</b> x x x x</p> <p>2</p>
--------------------------------------	--	--	--------------------------------------	---------------------------------------	---	--

**INVERSION: 3rd/5th/Root**

**STRINGS:** (5) (4) (3)

<p><b>E</b> x x x x x</p> <p>9</p>	<p><b>F#m</b> x x x x x</p> <p>11</p>	<p><b>G#m</b> x x x x x</p> <p>13</p>	<p><b>A</b> x x x x x</p> <p>2</p>	<p><b>B</b> x x x x x</p> <p>4</p>	<p><b>C#m</b> x x x x x</p> <p>6</p>	<p><b>D#°</b> x x x x x</p> <p>7</p>
--	---	---	--	--	--	--

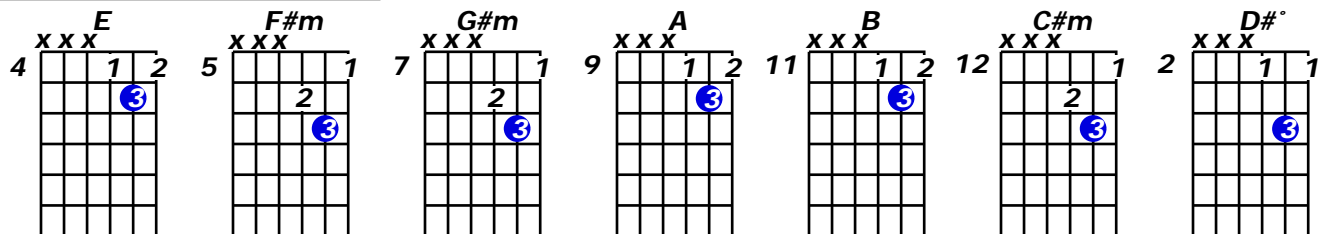
**INVERSION: 3rd/5th/Root**

**STRINGS:** (6) (5) (4)

<p><b>E</b> x x x x x x</p> <p>2</p>	<p><b>F#m</b> x x x x x x</p> <p>4</p>	<p><b>G#m</b> x x x x x x</p> <p>6</p>	<p><b>A</b> x x x x x x</p> <p>7</p>	<p><b>B</b> x x x x x x</p> <p>9</p>	<p><b>C#m</b> x x x x x x</p> <p>11</p>	<p><b>D#°</b> x x x x x x</p> <p>12</p>
--	--	--	--	--	---	---

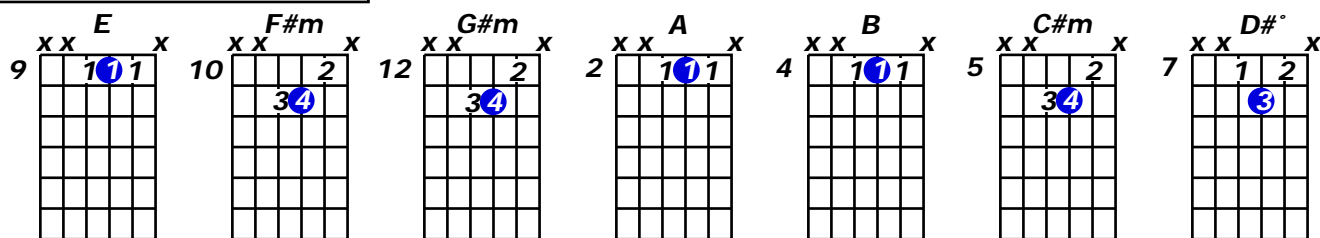
INVERSION: 5th/Root/3rd

STRINGS: (3) (2) (1)



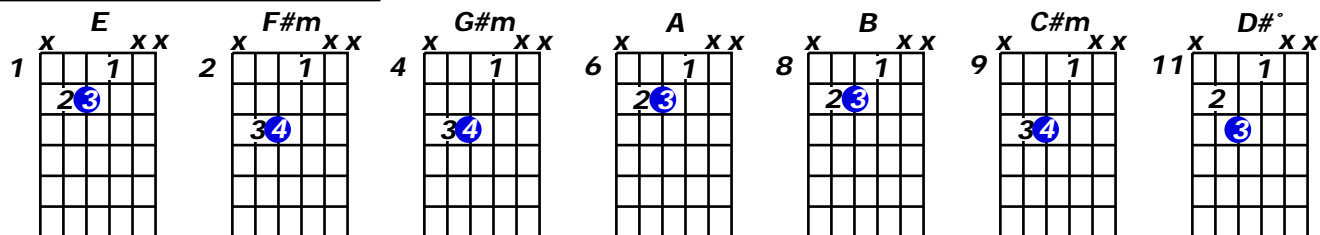
INVERSION: 5th/Root/3rd

STRINGS: (4) (3) (2)



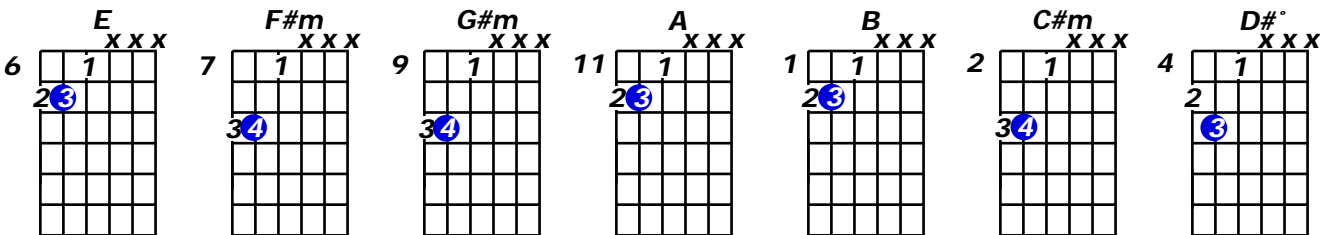
INVERSION: 5th/Root/3rd

STRINGS: (5) (4) (3)



INVERSION: 5th/Root/3rd

STRINGS: (6) (5) (4)



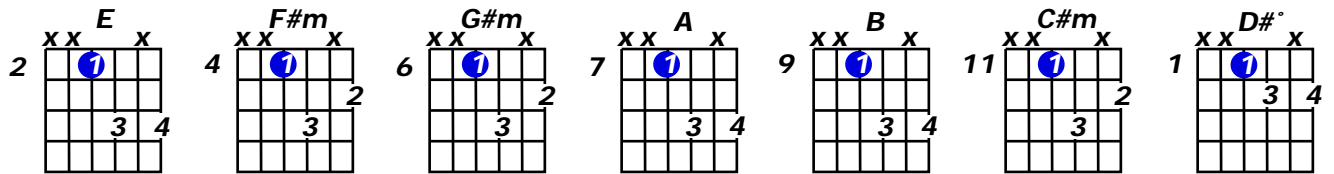
# E MAJOR

(Most Practical Fingerings)

## TRIADS (Open Voicing)

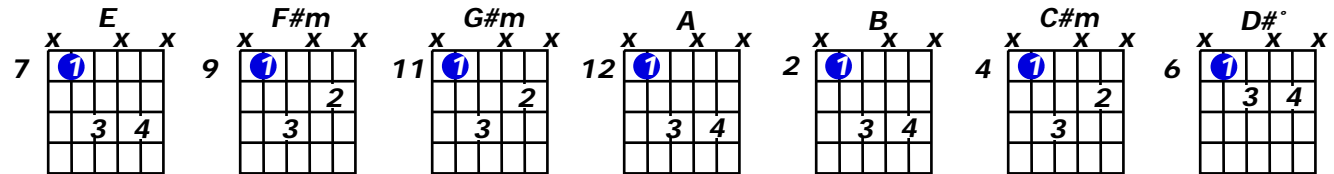
INVERSION: Root/5th/3rd

STRINGS: (4) (3) (1)



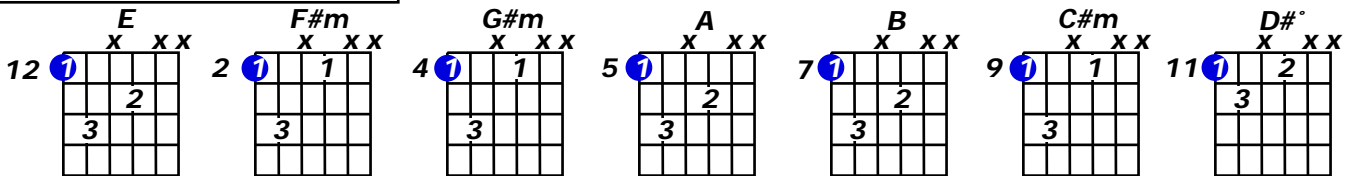
INVERSION: Root/5th/3rd

STRINGS: (5) (4) (2)



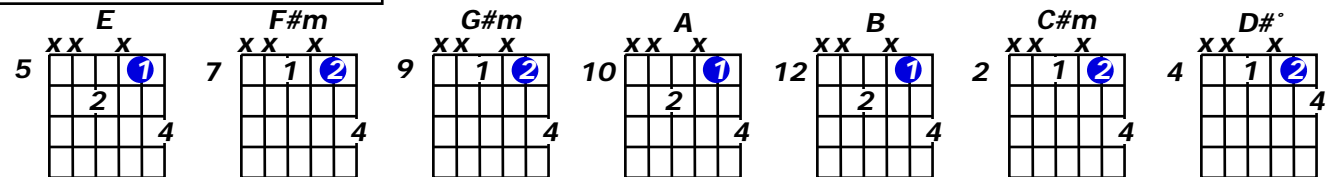
INVERSION: Root/5th/3rd

STRINGS: (6) (5) (3)



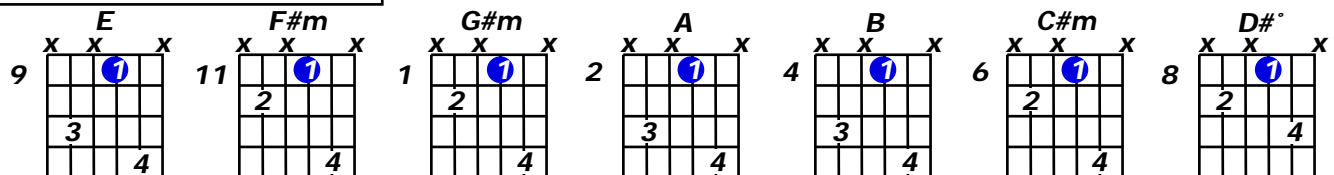
INVERSION: 3rd/Root/5th

STRINGS: (4) (2) (1)



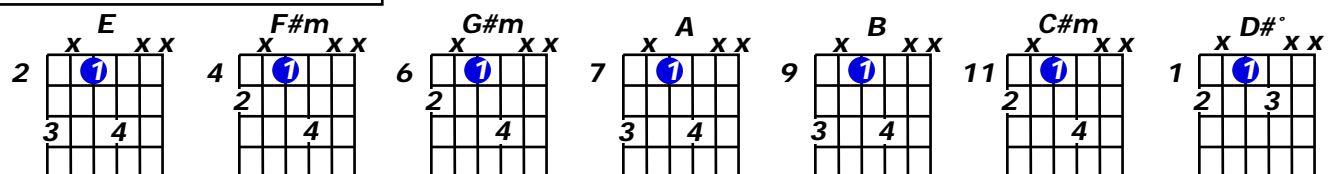
INVERSION: 3rd/Root/5th

STRINGS: (5) (3) (2)



INVERSION: 3rd/Root/5th

STRINGS: (6) (4) (3)



**INVERSION: 5th/ 3rd/Root**

**STRINGS:** (5) (3) (1)

Seven guitar chord diagrams are shown, each with a fret number on the left and a chord name above. Each diagram has 'x' marks above the 5th, 3rd, and 1st strings. A blue circle with a '1' is on the 1st string. Fingerings are indicated by numbers 1, 2, and 3.

- 12 **E**: 5th string (1), 4th string (2), 3rd string (3)
- 2 **F#m**: 5th string (1), 4th string (3)
- 4 **G#m**: 5th string (1), 4th string (3)
- 5 **A**: 5th string (1), 4th string (2), 3rd string (3)
- 7 **B**: 5th string (1), 4th string (2), 3rd string (3)
- 9 **C#m**: 5th string (1), 4th string (3)
- 11 **D#°**: 5th string (1), 4th string (2)

**INVERSION: 5th/3rd/Root**

**STRINGS:** (6) (4) (2)

Seven guitar chord diagrams are shown, each with a fret number on the left and a chord name above. Each diagram has 'x' marks above the 6th, 4th, and 2nd strings. A blue circle with a '1' is on the 1st string. Fingerings are indicated by numbers 1, 2, and 3.

- 5 **E**: 6th string (1), 5th string (2), 4th string (3)
- 7 **F#m**: 6th string (1), 5th string (3)
- 9 **G#m**: 6th string (1), 5th string (3)
- 10 **A**: 6th string (1), 5th string (2), 4th string (3)
- 12 **B**: 6th string (1), 5th string (2), 4th string (3)
- 2 **C#m**: 6th string (1), 5th string (3)
- 4 **D#°**: 6th string (1), 5th string (2)

E MAJOR

SEVENTH CHORDS  
(Closed Voicing)

INVERSION: Root/5th/7th/3rd

STRINGS: (4) (3) (2) (1)

Diagram showing guitar fretboard positions for Ema7, F#m7, G#m7, Ama7, B7, C#m7, and D#m7b5 in the Root/5th/7th/3rd inversion. Fingerings are indicated by numbers 1-4. X marks indicate muted strings.

INVERSION: Root/5th/7th/3rd

STRINGS: (5) (4) (3) (2)

Diagram showing guitar fretboard positions for Ema7, F#m7, G#m7, Ama7, B7, C#m7, and D#m7b5 in the Root/5th/7th/3rd inversion. Fingerings are indicated by numbers 1-4. X marks indicate muted strings.

INVERSION: Root/5th/7th/3rd

STRINGS: (6) (5) (3) (2)

Diagram showing guitar fretboard positions for Ema7, F#m7, G#m7, Ama7, B7, C#m7, and D#m7b5 in the Root/5th/7th/3rd inversion. Fingerings are indicated by numbers 1-4. X marks indicate muted strings.

INVERSION: 3rd/7th/Root/5th

STRINGS: (4) (3) (2) (1)

Diagram showing guitar fretboard positions for Ema7, F#m7, G#m7, Ama7, B7, C#m7, and D#m7b5 in the 3rd/7th/Root/5th inversion. Fingerings are indicated by numbers 1-4. X marks indicate muted strings.

INVERSION: 3rd/7th/Root/5th

STRINGS: (5) (4) (3) (2)

Diagram showing guitar fretboard positions for Ema7, F#m7, G#m7, Ama7, B7, C#m7, and D#m7b5 in the 3rd/7th/Root/5th inversion. Fingerings are indicated by numbers 1-4. X marks indicate muted strings.

INVERSION: 3rd/7th/Root/5th

STRINGS: (6) (5) (4) (3)

Diagram showing guitar fretboard positions for Ema7, F#m7, G#m7, Ama7, B7, C#m7, and D#m7b5 in the 3rd/7th/Root/5th inversion. Fingerings are indicated by numbers 1-4. X marks indicate muted strings.

Seventh Chords  
Closed Voicing Cont.

INVERSION: 5th/Root/3rd/7th

STRINGS: (4) (3) (2) (1)

<b>Ema7</b> 9 x x 1 1 3	<b>F#m7</b> 10 x x 1 2 3 4	<b>G#m7</b> 12 x x 1 2 3 4	<b>Ama7</b> 2 x x 1 1 3	<b>B7</b> 4 x x 1 1 2	<b>C#m7</b> 5 x x 1 2 3 4	<b>D#m7b5</b> 7 x x 1 1 2 4
----------------------------	-------------------------------	-------------------------------	----------------------------	--------------------------	------------------------------	--------------------------------

INVERSION: 5th/Root/3rd/7th

STRINGS: (5) (4) (3) (2)

<b>Ema7</b> 1 x 1 2 3 4	<b>F#m7</b> 2 x 1 2 3 4	<b>G#m7</b> 4 x 1 2 3 4	<b>Ama7</b> 6 x 1 2 3 4	<b>B7</b> 8 x 1 2 3 4	<b>C#m7</b> 9 x 1 2 3 4	<b>D#m7b5</b> 11 x 1 2 3 4
----------------------------	----------------------------	----------------------------	----------------------------	--------------------------	----------------------------	-------------------------------

INVERSION: 5th/Root/3rd/7th

STRINGS: (6) (5) (3) (2)

<b>Ema7</b> 6 2 3 4 x x	<b>F#m7</b> 7 2 3 4 x x	<b>G#m7</b> 9 2 3 4 x x	<b>Ama7</b> 11 2 3 4 x x	<b>B7</b> 1 2 3 4 x x	<b>C#m7</b> 2 2 3 4 x x	<b>D#m7b5</b> 4 2 3 4 x x
----------------------------	----------------------------	----------------------------	-----------------------------	--------------------------	----------------------------	------------------------------

INVERSION: 7th/3rd/5th/Root

STRINGS: (4) (3) (2) (1)

<b>Ema7</b> 12 x x 1 2 3	<b>F#m7</b> 2 x x 1 1 1 1	<b>G#m7</b> 4 x x 1 1 1 1	<b>Ama7</b> 5 x x 1 2 3	<b>B7</b> 7 x x 1 1 2	<b>C#m7</b> 9 x x 1 1 1 1	<b>D#m7b5</b> 10 x x 1 2 3 4
-----------------------------	------------------------------	------------------------------	----------------------------	--------------------------	------------------------------	---------------------------------

Contains b9  
(3rd Inversion  
Undesirable)

Contains b9  
(3rd Inversion  
Undesirable)

INVERSION: 7th/3rd/5th/Root

STRINGS: (5) (4) (3) (2)

<b>Ema7</b> 4 x 1 2 3 4	<b>F#m7</b> 6 x 1 2 3 4	<b>G#m7</b> 8 x 1 2 3 4	<b>Ama7</b> 9 x 1 2 3 4	<b>B7</b> 11 x 1 2 3 4	<b>C#m7</b> 1 x 1 2 3 4	<b>D#m7b5</b> 2 x 1 2 3 4
----------------------------	----------------------------	----------------------------	----------------------------	---------------------------	----------------------------	------------------------------

Contains b9  
(3rd Inversion  
Undesirable)

Contains b9  
(3rd Inversion  
Undesirable)

INVERSION: 7th/3rd/5th/Root

STRINGS: (6) (5) (4) (3)

<b>Ema7</b> 9 1 2 3 4	<b>F#m7</b> 11 1 2 3 4	<b>G#m7</b> 1 1 2 3 4	<b>Ama7</b> 2 1 2 3 4	<b>B7</b> 4 1 2 3 4	<b>C#m7</b> 6 1 2 3 4	<b>D#m7b5</b> 7 1 2 3 4
--------------------------	---------------------------	--------------------------	--------------------------	------------------------	--------------------------	----------------------------

Contains b9  
(3rd Inversion  
Undesirable)

Contains b9  
(3rd Inversion  
Undesirable)

E MAJOR

SEVENTH CHORDS  
(Open Voicing)

INVERSION: Root/7th/3rd/5th

STRINGS: ⑥ ④ ③ ②

Diagram 1: **Ema7** (Root 12, 7th x, 3rd 2, 5th x). Frets: 12 (1), 2 (2), 3 (3), 4 (4).

Diagram 2: **F#m7** (Root 2, 7th x, 3rd 3, 5th 3). Frets: 2 (2), 3 (3), 3 (3), 3 (3).

Diagram 3: **G#m7** (Root 4, 7th x, 3rd 3, 5th 3). Frets: 4 (2), 3 (3), 3 (3), 3 (3).

Diagram 4: **Ama7** (Root 5, 7th x, 3rd 2, 5th x). Frets: 5 (1), 2 (2), 3 (3), 4 (4).

Diagram 5: **B7** (Root 7, 7th x, 3rd 2, 5th 3). Frets: 7 (1), 2 (2), 3 (3), 4 (4).

Diagram 6: **C#m7** (Root 9, 7th x, 3rd 3, 5th 3). Frets: 9 (2), 3 (3), 3 (3), 3 (3).

Diagram 7: **D#m7b5** (Root 10, 7th x, 3rd 1, 5th x). Frets: 10 (2), 1 (1), 3 (3), 4 (4).

INVERSION: 3rd/Root/5th/7th

STRINGS: ⑥ ④ ③ ②

Diagram 1: **Ema7** (Root 2, 7th x, 3rd 1, 5th x). Frets: 2 (1), 2 (2), 3 (3), 4 (4).

Diagram 2: **F#m7** (Root 4, 7th x, 3rd 1, 5th 3). Frets: 4 (1), 2 (2), 3 (3), 4 (4).

Diagram 3: **G#m7** (Root 6, 7th x, 3rd 1, 5th 3). Frets: 6 (1), 2 (2), 3 (3), 4 (4).

Diagram 4: **Ama7** (Root 7, 7th x, 3rd 1, 5th x). Frets: 7 (1), 2 (2), 3 (3), 4 (4).

Diagram 5: **B7** (Root 9, 7th x, 3rd 1, 5th 2). Frets: 9 (1), 3 (3), 4 (4), 2 (2).

Diagram 6: **C#m7** (Root 11, 7th x, 3rd 1, 5th 3). Frets: 11 (1), 2 (2), 3 (3), 4 (4).

Diagram 7: **D#m7b5** (Root 1, 7th x, 3rd 1, 5th 3). Frets: 1 (1), 2 (2), 3 (3), 4 (4).

INVERSION: 5th/3rd/7th/Root

STRINGS: ⑥ ④ ③ ②

Diagram 1: **Ema7** (Root 5, 7th x, 3rd 1, 5th 2). Frets: 5 (1), 2 (2), 3 (3), 4 (4).

Diagram 2: **F#m7** (Root 7, 7th x, 3rd 1, 5th 4). Frets: 7 (1), 3 (3), 4 (4).

Diagram 3: **G#m7** (Root 9, 7th x, 3rd 1, 5th 4). Frets: 9 (1), 3 (3), 4 (4).

Diagram 4: **Ama7** (Root 10, 7th x, 3rd 1, 5th 4). Frets: 10 (1), 2 (2), 3 (3), 4 (4).

Diagram 5: **B7** (Root 12, 7th x, 3rd 1, 5th 4). Frets: 12 (1), 2 (2), 3 (3), 4 (4).

Diagram 6: **C#m7** (Root 2, 7th x, 3rd 1, 5th 4). Frets: 2 (1), 3 (3), 4 (4).

Diagram 7: **D#m7b5** (Root 4, 7th x, 3rd 1, 5th 4). Frets: 4 (1), 2 (2), 3 (3), 4 (4).

INVERSION: 7th/5th/Root/3rd

STRINGS: ⑥ ④ ③ ②

Diagram 1: **Ema7** (Root 9, 7th x, 3rd 1, 5th 1). Frets: 9 (1), 1 (1), 3 (3).

Diagram 2: **F#m7** (Root 10, 7th x, 3rd 1, 5th 1). Frets: 10 (1), 1 (1), 2 (2), 3 (3), 4 (4).

Diagram 3: **G#m7** (Root 12, 7th x, 3rd 1, 5th 1). Frets: 12 (1), 1 (1), 2 (2), 3 (3), 4 (4).

Diagram 4: **Ama7** (Root 2, 7th x, 3rd 1, 5th 1). Frets: 2 (1), 1 (1), 3 (3).

Diagram 5: **B7** (Root 4, 7th x, 3rd 1, 5th 1). Frets: 4 (1), 1 (1), 2 (2).

Diagram 6: **C#m7** (Root 5, 7th x, 3rd 1, 5th 1). Frets: 5 (1), 1 (1), 2 (2), 3 (3), 4 (4).

Diagram 7: **D#m7b5** (Root 7, 7th x, 3rd 1, 5th 1). Frets: 7 (1), 1 (1), 2 (2), 3 (3).

\*  
Contains b9 Interval  
(Be Careful!)

\*  
Contains b9 Interval  
(Be Careful!)



Seventh Chords  
Open Voicing Cont.

**INVERSION: Root/7th/3rd/5th**

**STRINGS:** ⑤ ③ ② ①

<b>Ema7</b> 7 x x 1 1 1 2 3	<b>F#m7</b> 9 x x 1 1 1 2	<b>G#m7</b> 11 x x 1 1 1 2	<b>Ama7</b> 12 x x 1 1 1 2 3	<b>B7</b> 2 x x 1 1 1 3	<b>C#m7</b> 4 x x 1 1 1 2	<b>D#m7b5</b> 5 x x 1 1 2 3 4
-----------------------------------	---------------------------------	----------------------------------	------------------------------------	-------------------------------	---------------------------------	-------------------------------------

**INVERSION: 3rd/Root/5th/7th**

**STRINGS:** ⑤ ③ ② ①

<b>Ema7</b> 9 x x 1 2 3 4	<b>F#m7</b> 11 x x 1 3 2 4	<b>G#m7</b> 1 x x 1 3 2 4	<b>Ama7</b> 2 x x 1 3 2 4	<b>B7</b> 4 x x 1 2 3 4	<b>C#m7</b> 6 x x 1 3 2 4	<b>D#m7b5</b> 8 x x 1 3 2 4
---------------------------------	----------------------------------	---------------------------------	---------------------------------	-------------------------------	---------------------------------	-----------------------------------

**INVERSION: 5th/3rd/7th/Root**

**STRINGS:** ⑤ ③ ② ①

<b>Ema7</b> 12 x x 1 2 3 4	<b>F#m7</b> 2 x x 1 1 3 4	<b>G#m7</b> 4 x x 1 1 3 4	<b>Ama7</b> 5 x x 1 1 2 3 4	<b>B7</b> 7 x x 1 1 2 3 4	<b>C#m7</b> 9 x x 1 1 2 3 4	<b>D#m7b5</b> 11 x x 1 1 2 3 4
----------------------------------	---------------------------------	---------------------------------	-----------------------------------	---------------------------------	-----------------------------------	--------------------------------------

**INVERSION: 7th/5th/Root/3rd**

**STRINGS:** ⑤ ③ ② ①

<b>Ema7</b> 4 x x 1 1 2 4	<b>F#m7</b> 5 x x 1 1 2 3 4	<b>G#m7</b> 7 x x 1 1 2 3 4	<b>Ama7</b> 9 x x 1 1 2 4	<b>B7</b> 11 x x 1 1 2 3	<b>C#m7</b> 12 x x 1 1 2 3 4	<b>D#m7b5</b> 2 x x 1 1 2 3 4
---------------------------------	-----------------------------------	-----------------------------------	---------------------------------	--------------------------------	------------------------------------	-------------------------------------

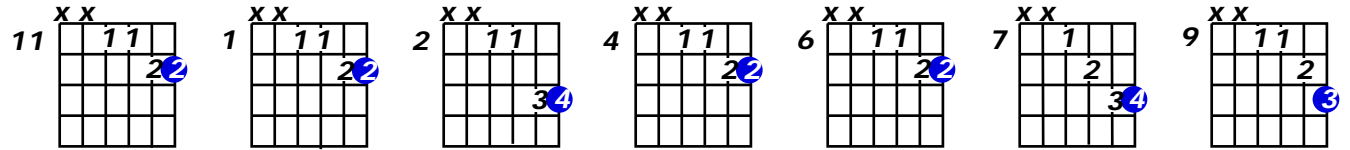
\*  
Contains b9 Interval  
(Be Careful!)

\*  
Contains b9 Interval  
(Be Careful!)

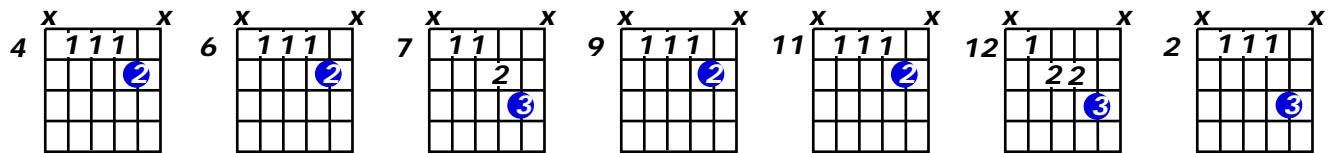
# Stacking Fourths

INVERSION: 6th/9th/5th/Root

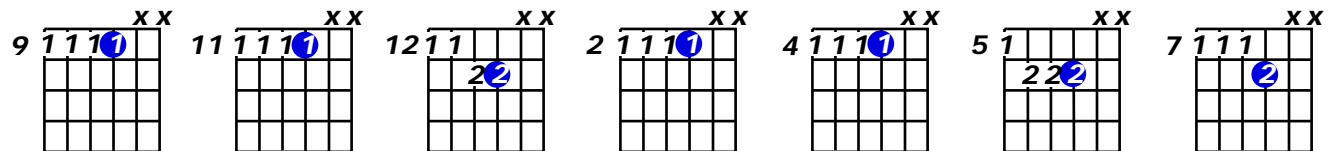
STRINGS: ④ ③ ② ①



STRINGS: ⑤ ④ ③ ②

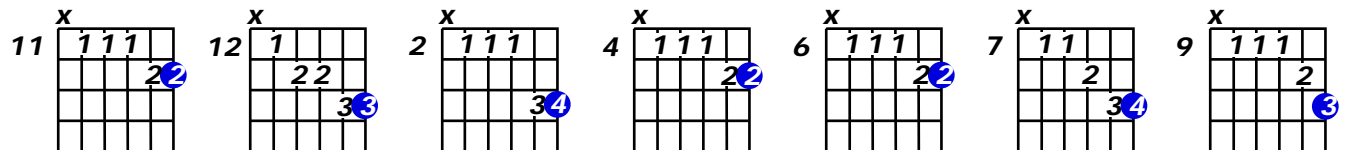


STRINGS: ⑥ ⑤ ④ ③

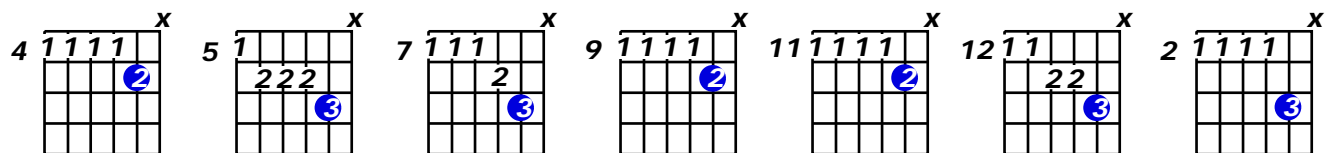


INVERSION: 3rd/6th/9th/5th/Root

STRINGS: ⑤ ④ ③ ② ①



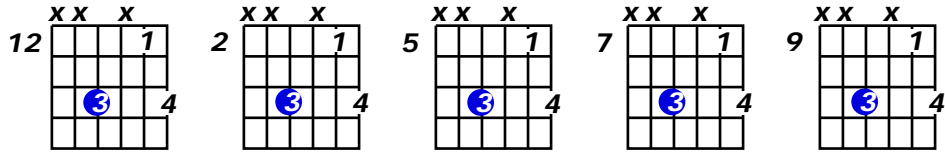
STRINGS: ⑥ ⑤ ④ ③ ②



# Stacking 5ths

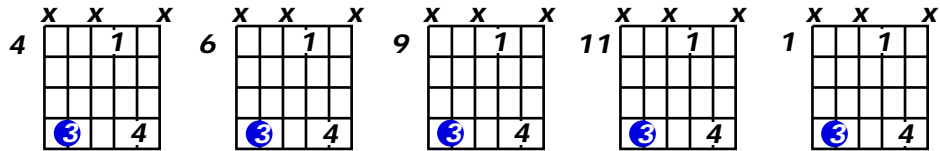
**INVERSION: Root/ x /5th/9th**

**STRINGS:** ④ ③ ② ①



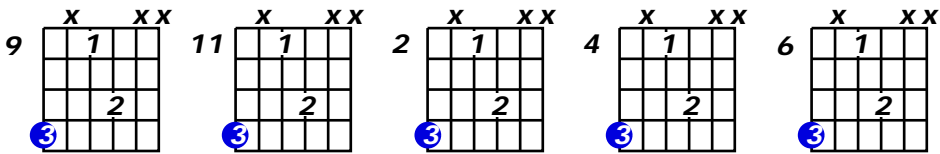
**INVERSION: Root/ x /5th/9th**

**STRINGS:** ⑤ ④ ③ ②



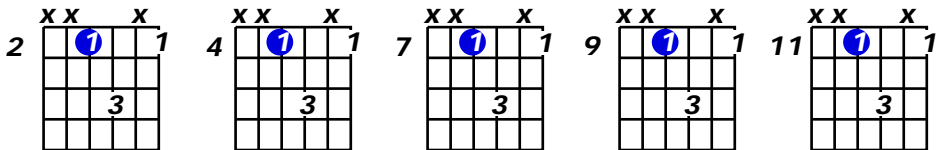
**INVERSION: Root/ x /5th/9th**

**STRINGS:** ⑥ ⑤ ④ ③



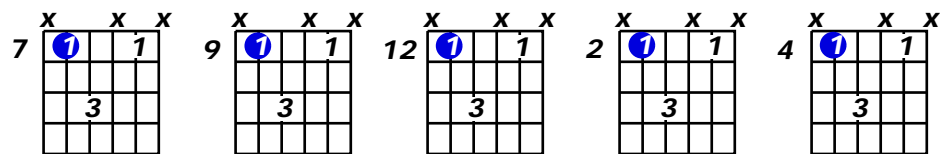
**INVERSION: Root/5th/ x /9th**

**STRINGS:** ④ ③ ② ①



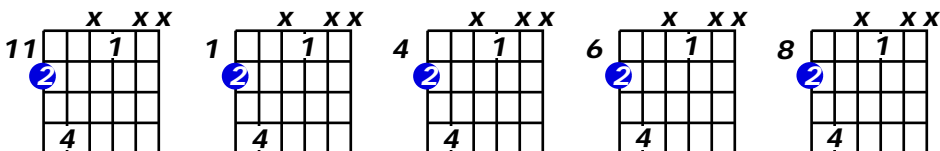
**INVERSION: Root/5th/ x /9th**

**STRINGS:** ⑤ ④ ③ ②



**INVERSION: Root/5th/ x /9th**

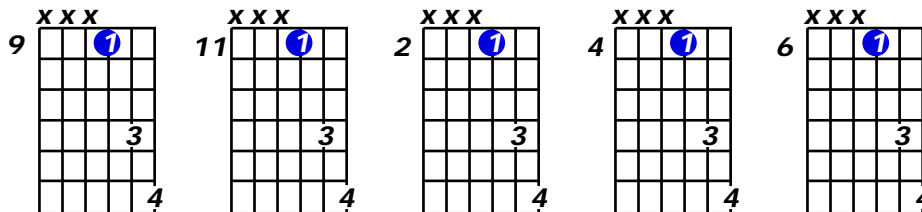
**STRINGS:** ⑥ ⑤ ④ ③



Stacking 5ths cont.

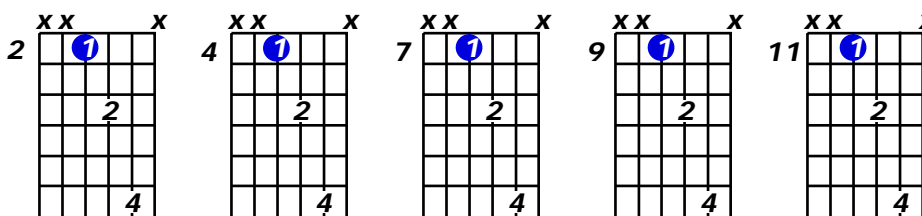
**INVERSION: Root/5th/9th**

**STRINGS:** ③ ② ①



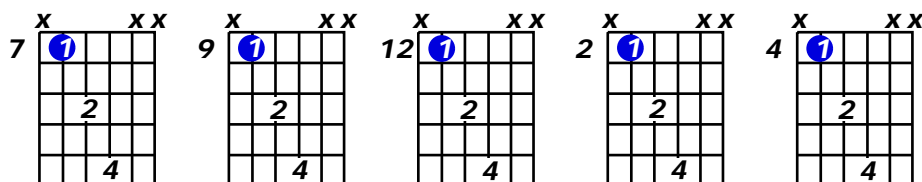
**INVERSION: Root/5th/9th**

**STRINGS:** ④ ③ ②



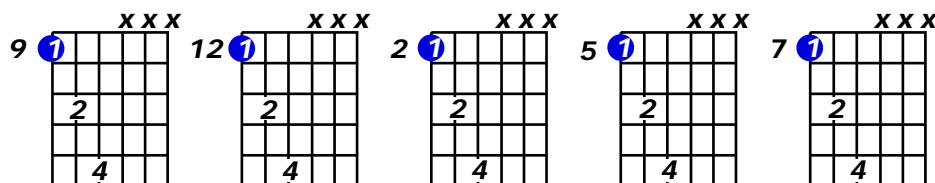
**INVERSION: Root/5th/9th**

**STRINGS:** ⑤ ④ ③



**INVERSION: Root/5th/9th**

**STRINGS:** ⑥ ⑤ ④



Stacking 5th's cont. 2

**INVERSION: Root/5th/ x /9th/6th**

**STRINGS:** (5) (4) (3) (2) (1)

